

How do I sign up for a Canvas account as a parent?

Parents can sign up as an observer in Canvas. Observers can link their Canvas account to their student's account so they can see assignment dues dates, announcements, and other course content. Observers can view the course content but cannot participate in the course.

This lesson is for parents who do not have a Canvas account and want to observe their students in their courses.

If you already have an account from your student's institution, log in to Canvas using the credentials given to you.

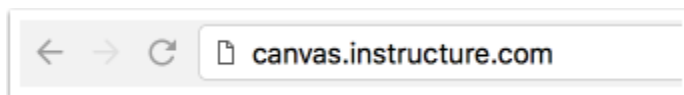
Notes:

If the registration banner is not available in the login page, the institution has not enabled this feature. Please contact your student's institution for assistance. The registration banner is enabled through Canvas authentication.

To observe a student, you must have a [student pairing code](#).

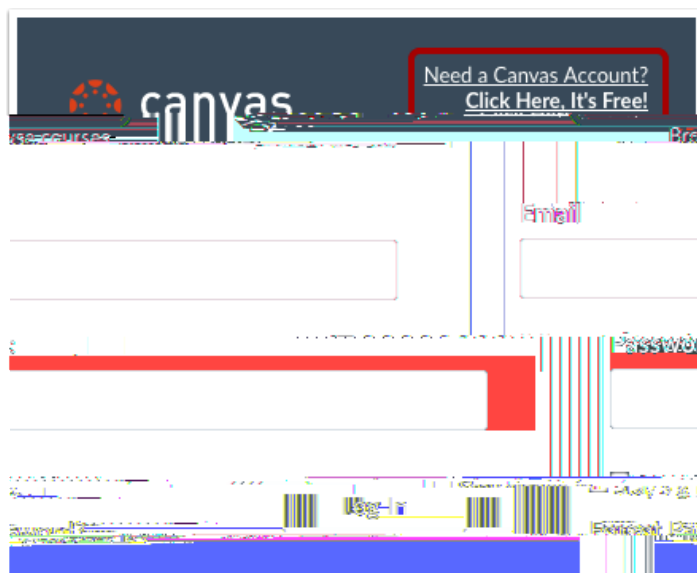
Once you have an account, you may be able to view student information through the Canvas Parent app. Access to the Canvas Parent app is controlled by the student's institution. If you already have an account from your student's institution as an observer, you can always view student information through the Canvas Parent app.

Open Canvas URL



In a browser window, enter the institution's Canvas registration URL (e.g. canvas.instructure.com).

Click to Register



Click the account link at the top of the page.

Sign Up As a Parent (Free Account)



Click the **Parents sign up here** link.

Enter Signup Details

A screenshot of a web form titled "Parent Signup". The form contains several input fields: "Your Name", "Your Email", "Password", "Re-enter Password", and "Student Pairing Code". Each field is highlighted with a numbered callout: 1 for "Your Name", 2 for "Your Email", 3 for "Password", and 4 for "Re-enter Password". The "Student Pairing Code" field is also visible at the bottom of the form. The bottom portion of the screenshot is obscured by a black redaction box.


Enter the following information:

1. Enter your name in the **Your Name** field.
2. Enter your email in the **Your Email** field.
3. Enter your password in the **Password** field.
4. Re-enter your password in the **Re-enter Password** field.
5. Enter a pairing code to link your account to your student in the **Student Pairing Code** field.
6. Agree to the terms of use by clicking the **You agree to the terms of use** checkbox.
7. Click the **Start Participating** button.

Note: Students can [generate pairing codes](#) from their User Settings. Depending on institution permissions, admins and instructors may also be able to generate pairing codes.

Begin Observing

You can begin observing your student in Canvas immediately.

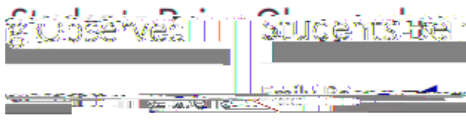




In User Navigation, click the [link](#).



Type the pairing code in the [2] field [1] and click the [button](#)



View the paired student.